

Performance Highlights


Operational highlights¹

Subscribers, million

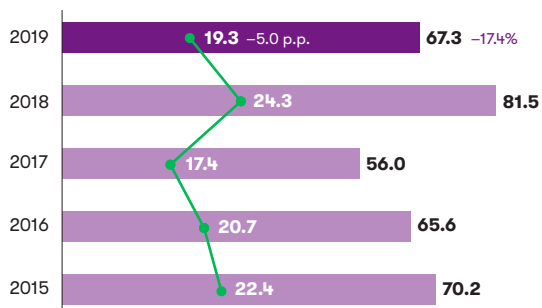


Financial highlights²

Revenue, RUB bn

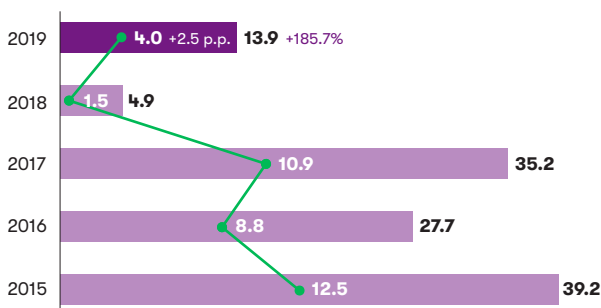


CAPEX, RUB bn



◆ CAPEX/Revenue, %

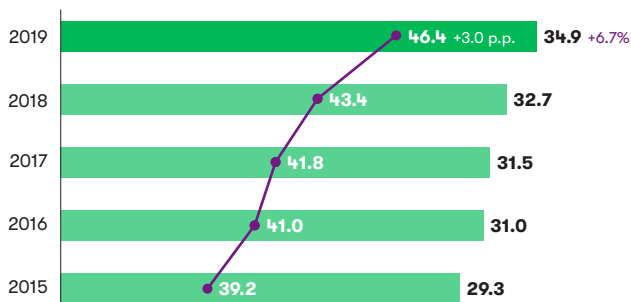
Free cash flow, RUB bn



◆ Free cash flow/Revenue, %

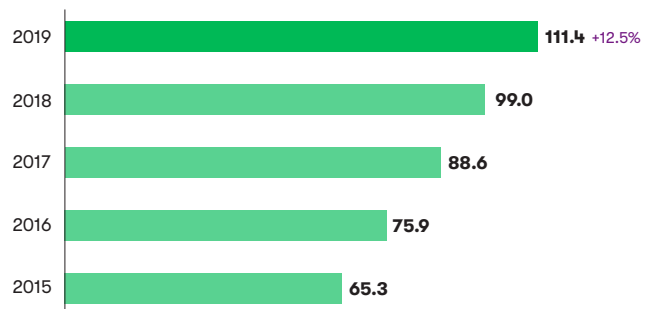
About MegaFon	14–35
Strategic report	36–81
Sustainability	82–109
Corporate governance, securities, and risk management	110–147
Financial statements and appendix	148–226

Mobile data users, million



◆ Share of mobile data users, %

3G and 4G base stations, '000

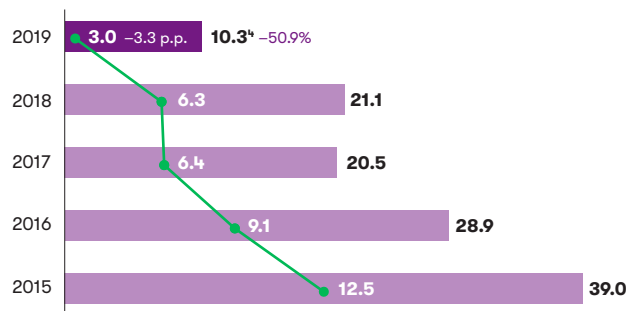


OIBDA³, RUB bn



◆ OIBDA margin, %

Net profit, RUB bn



◆ Net profit margin, %

¹ All figures disclosed under operational highlights refer to our Russian operations. Some of the operational metrics presented here vary from those reported earlier due to adjusted guidelines for counting data service users. A data service user is defined as a subscriber who has consumed any amount of data traffic within the preceding month.

² Including the effect of IFRS 16 adoption.

³ Adjusted OIBDA is shown for 2016. Adjusted OIBDA is OIBDA net of impairment charge in the amount of RUB 3.4bn related to the goodwill allocated to the Broadband Internet business segment.

⁴ Exclusive of negative impact of non-cash impairment of Svyaznoy group investment.